



Let's learn...



# SOUTHEAST

TEACHER'S GUIDE




# ASIA

Copyright © 2024 The Storyfelters Christian Publishing Inc.  
All rights reserved.

*Published by*  
**The Storyfelters Christian Publishing Inc.**  
www.thestoryfelters.com

Layout and illustrations by D.A. Dawal.

This learning material is not for resale. By downloading this, you agree to use the copy you purchased for personal or family use only. Please know that as a registered business in the Philippines, we pay taxes for every sale from this material and also allocate a percentage of profits to pay our hardworking writers. Protecting the intellectual property rights of our writers and publisher will help our business continue, and motivate our writers to create more printable materials like these for Filipino homeschooling families. For questions about using this material for your organization, please secure a written consent from our organization. Contact us at:

 [barbie@thestoryfelters.com](mailto:barbie@thestoryfelters.com)  
 [facebook.com/LearnandLovethePhilippines](https://facebook.com/LearnandLovethePhilippines)  
 [instagram.com/learn\\_and\\_lovethePhilippines](https://instagram.com/learn_and_lovethePhilippines)

**Disclaimer:** Although the author and publisher made every effort possible to make sure information here was correct, accurate, and complete at its time of publishing, we do not assume any liability to any party for any loss, damage, injury, death, or disruption caused by anything mentioned in this material. We are not making representations or warranties of any kind, and intend this material to be use only for learning purposes.

# TABLE OF CONTENTS

	<b>Pages</b>
Overview of this material	5
Lesson 1: Southeast Asia	7
Lesson 2: Brunei	19
Lesson 3: Cambodia	27
Lesson 4: East Timor	35
Lesson 5: Indonesia	43
Lesson 6: Laos	51
Lesson 7: Malaysia	59
Lesson 8: Myanmar	67
Lesson 9: Philippines	75
Lesson 10: Singapore	83
Lesson 11: Thailand	91
Lesson 12: Vietnam	99
References	107

# COUNTRIES IN Southeast Asia



Brunei  
Cambodia  
East Timor  
Indonesia\*  
Laos  
Malaysia  
Myanmar  
Philippines  
Singapore  
Thailand  
Vietnam

\*This is a transcontinental country whose borders span both Asia and Oceania.





**BRUNEI**

NOTE: This printable material is not for RESALE and cannot be repurposed for COMMERCIAL use. It is designed for use only in a home setup and not for a cooperative, tutorial center, or school. If you plan to use this in a group setup where you will charge users a fee, please contact us for a special arrangement.



# Brunei

## QUICK FACTS

**Official name:** State of Brunei Darussalam

**Capital city:** Bandar Seri Begawan

**Type of Government:** Absolute Monarchy

**Size of country:** 5,765 sq. km

**Currency:** Brunei Dollar (BND)

**Official Language:** Malay

**Other Languages Spoken:** English, Brunei Bisaya, Standard Chinese, Cantonese, Totong, Kedayan, Hokkien, Hakka Chinese

**Population size (2024):** 462,721

**Famous Landmarks:** Omar Ali Saifuddien Mosque, Billion Barrel Monument, Istana Nurul Iman, Kampong Ayer



www.thestoryfelters.com

Hi! I'm Shakeeb. My family and I live in Bandar Seri Begawan, the capital city of Brunei. The official name of our country is the State of Brunei Darussalam. The official language of our country is Malay. But I also know how to speak other languages like English, Dusun, and Cantonese.







## A BRIEF HISTORY OF BRUNEI

Brunei is just a small country in Southeast Asia. But did you know it was once a powerful empire with large areas of land? Bolkiah ibni Sulaiman, the 6th Sultan of Brunei, once ruled many parts of Borneo, and other areas which are now under modern-day Malaysia and the Philippines. His reign (1485 to 1528) was called the Golden Age of Brunei. But nothing in this world lasts forever. In 19th century came, the empire weakened and lost many of its lands to the Spanish and British Empires. Brunei became a British protectorate in 1888. When Brunei got its independence back from the British in 1984, it was left with two tiny separate areas of land.<sup>1</sup>

Despite our small territory, Brunei is a wealthy state under an absolute monarchy (*This means our Sultan alone has authority to rule and run the country*). Brunei's official religion is Sunni Islam. Although other religions are allowed as long as they are peaceful. My father brings me often to the Sultan Omar Ali Saifuddien Mosque for prayer. This beautiful structure is popular around the world! It has marble minarets, golden domes, courtyard, and the man-made lagoon that hosts a replica of Sultan Bolkiah's ancient royal barge.



Sultan Omar Ali Saifuddien Mosque  
& Royal Barge

Photo credits: Trip advisor.com



Billionth Barrel Monument, Seria, Brunei  
 Photo credits: Pangalau on Wikipedia

## BRUNEI'S ECONOMY

Petroleum is the main industry in Brunei. My father and uncles work for a company that exports Liquefied Natural Gas (LNG). Their processing plant converts natural gas into a liquid, and then stores the fuel inside tanks so it can be used for applications like heating, cooking, and creating plastic. Today, Brunei is among the strongest producers of petroleum in the world. If you happen to visit my country, you will find a landmark on the beaches of Seria, called the Billionth Barrel Monument. This landmark was built in 1991 to celebrate our country's oil production.<sup>2</sup>

Aside from petroleum, Brunei also has plenty of agricultural land. I once visited the papaya farm of my grandfather (from my mother's side). I call him "niki laki," the Brunei Malay word for male grandparent. His business exports ripe papayas to countries like Singapore, Malaysia, and Australia. He also gave me a tour of farms for rice, vegetables, and tropical fruits like watermelon, pineapple, mango, banana, mangosteen, rambutan, and durian. The trip was a memorable experience!

Brunei also buys products from other countries, especially from its neighbors in Southeast Asia. For example, the top products Brunei imports from the Philippines are crude petroleum, mineral fuels, coal briquettes, as well as sauces and seasonings. The Philippines also exports fruits, nuts, meat, fish, sugar, eggs, honey, cereals, flour, starch, and milk.<sup>3</sup>





# BRUNEI'S BIODIVERSITY

One of the best features of my country is our rainforests, like the Ulu Temburong National Park and the Batu Apoi Forest Reserve. Two unique animals you can find in our forests are the Proboscis Monkey and the Tufted Ground Squirrel.



Male Proboscis Monkey  
Photo credits: Hernis on Alamy

## Proboscis Monkey (*Nasalis larvatus*)

CONSERVATION STATUS: Endangered

One unique animal you will find in Brunei is the proboscis monkey. This monkey species can only be found in the island of Borneo. You would easily spot a male proboscis monkey because of its unusually large nose. These reddish-brown monkeys live mostly in mangrove forests along coastal areas.<sup>4</sup>

## Tufted Ground Squirrel

(*Rheithrosciurus macrotis*)

CONSERVATION STATUS: Vulnerable

Another unique animal you will only find in Brunei and other forests in Borneo is the tufted ground squirrel. Little is known about this brown-skinned rodent, except for its large extravagant fluffy tail. Some folk stories say this squirrel can prey on animals as large as a deer. But don't believe those tales. This shy rodent only consumes nuts, seeds, and insects.<sup>5</sup>



Tufted Ground Squirrel  
Photo credits: James Armstrong via Alamy

We have plenty of other unique plants, animals, and marine species. Brunei is the home of some 15,000 different species of vascular plants, and around 2,000 species of trees. Animals and birds in Brunei are similar to those you can find in the forests of Malaysia, Sumatra, and Borneo.<sup>6</sup> Just like many countries in the world, Brunei finds it challenging to improve our economy without harming our biodiversity. Hopefully, we can find better ways to protect our God-given resources.



# BRUNEI'S FOOD CULTURE

You will like the diversity of food in my country. Just like many countries in Southeast Asia, the people of Brunei use our local supply of spices and our traditional cooking customs to make our food appetizingly delicious.



If you visit Brunei one day, you will enjoy many selections of delectable meals and dishes. But one popular dishes you should try is the Ambuyat. Known as the national dish of Brunei, Ambuyat is made from the sago palm tree, and eaten using bamboo sticks we call “chandas.” Ambuyat has bland taste but it can be eaten alone to quench hunger. Older folks in Brunei say Ambuyat was invented in World War 2 when the Japanese forces occupied Borneo island. Because of hunger, Bruneians found ways to survive by scraping the interior bark of the sago tree, and mixing it with warm water to produce the sticky, starchy substance used to make ambuyat.<sup>7</sup>

Sample page from Teacher's Guide



Ambuyat served with other dishes  
Photo credits: Mulia Hotel Brunei on FB



Sago Palm Tree  
Photo credits: India Mart

In my home, Ambuyat is enjoyed by dipping it in a spicy, sour liquid called “cacah.” This dip is made out of shrimp, lime juice, and chili. Ambuyat is also served alongside dishes like grilled fish and seafood, roast chicken, cucumbers, and rice.<sup>8</sup>



Aerial view of the Istana Nurul Iman  
 Photo credits: Pangalau on Wikipedia



## LANDMARKS YOU SHOULD VISIT

Aside from the places I already mentioned earlier, my country has plenty of beautiful landmarks you can visit. If you are fascinated by royal opulence, visit the Istana Nurul Iman – the Sultan’s official residence. This palace was designed by Filipino architect Leandro V. Locsin, who blended Malay, Arabic, and European architecture. This royal place is open for tourists once a year during Hari Raya (which means “big day of rejoicing”) so locals and visitors can experience its grandeur firsthand. My family and I visited this royal home more than five times already. But each time we come, the palace gives me a fresh experience. The place is so massive to behold! In fact, according to the Guinness Book of World Records, this palace is the world’s largest living residence of a head of state!<sup>9</sup>



Photo credits: Southeast Asia Backpacker



Photo credits: trvlguides.com



## Lesson 2

If you want to get a glimpse of Brunei’s most famous piece of living history, visit the Kampong Ayer. We pronounce it as “kahm-PONG AH-yuhr,” which means “Water Village.” This place has more than 13,000 residents and is considered the largest water village in the world. Kampong Ayer has around 40 clusters of villages connected to each other by a 38-kilometer boardwalk made from wood or concrete.

All of the houses, stores, schools, and mosques in Kampong Ayer are built on stilts above the Brunei River. I have plenty of friends living in this water village. To get to their homes, I ride a *perahu tambang*, which means a “water taxi,” for transportation. Homes and other structures here are also made from wood. But things are changing for the better. Our government is improving structures for water, electricity, and communications. And more modern homes are now built on concrete stilts.<sup>10</sup>




Use yellow, black and red to color the official flag of Brunei.

Color our flag correctly!



Sample page from Level A

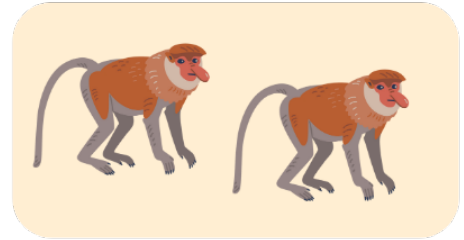







Proboscis monkeys are known for their reddish face and very large nose. Count the Proboscis monkeys and connect the sum to its correct number.


1




2




3



4



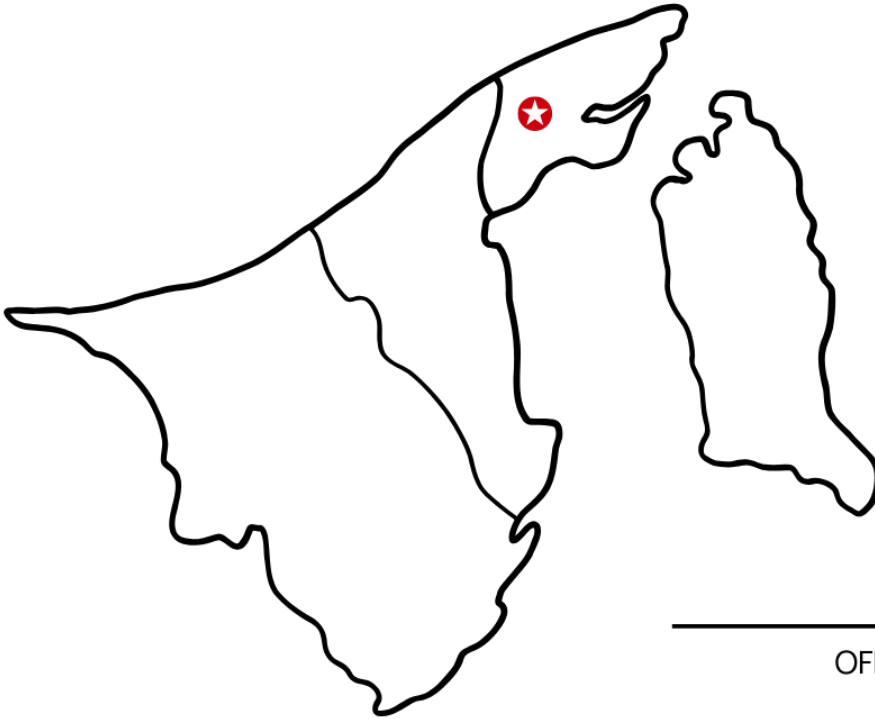
5



Sample page from Level A




Color the map and flag of Brunei. Write the official name and its capital on the space below.



OFFICIAL NAME HERE

CAPITAL HERE

Sample page from Level 1




Color our flag correctly!



Sight words are common words you will often read in books and stories. Today we will learn about these two sight words; from and is. Read these sight words below. Memorize how to read and pronounce it. Then read those sentences which use these sight words.

Sample page from Level 1



Can you read  
these words?





Have you ever seen a tufted ground squirrel? This rodent is one of the unique animals you will find in the forest of Brunei. They are known for their large bushy tail that is 30% bigger than their bodies. Write one or two unique things about this animal in the space below.

## TUFTED GROUND SQUIRREL



Sample page from Level 1

Write what you learned here

---

---

---

---

---

---

---

---

---

---



## GEOGRAPHY

*Brunei*

Which of these is the map of Brunei? Circle your answer and put a star to indicate where its capital city is.

Sample page from Level 2





Review what you learned by answering these multiple choice questions.


1. What is the national dish of Brunei?
  - a. Ambuyat
  - b. Nasi Lemak
  - c. Satay
  - d. Adobo
  
2. How is Ambuyat traditionally eaten in Brunei?
  - a. With a spoon
  - b. With chopsticks
  - c. Using bamboo sticks called “chandas”
  - d. With hands only
  
3. When was Ambuyat invented according to older folks in Brunei?
  - a. During World War I
  - b. During World War II
  - c. During the Great Depression
  - d. During the Cold War
  
4. Designed by Filipino architect Leandro V. Locsin, what is the function of the amazing Istana Nurul Iman?
  - a. It is a famous restaurant in Brunei
  - b. It is the Sultan’s official residence
  - c. It is a traditional market
  - d. It is a popular water taxi
  
5. The “Kampong Ayer” is a famous village around the world. What does the name "Kampong Ayer" mean?
  - a. Mountain Village
  - b. Water Village
  - c. Rice Village
  - d. Land Village





Draw the head of a male Proboscis Monkey. Write its scientific name, and its conservation status.

Sample page from Level 2



# PROBOSCIS MONKEY

---

Scientific Name

---

Conservation status




**Review what you learned about my country by answering these multiple choice questions.**

1. What was Brunei known as during the reign of Sultan Bolkiah?
  - a. The Land of Gold
  - b. The Golden Age of Brunei
  - c. The Spice Empire
  - d. The Pearl of the Orient
  
2. Which two empires took much of Brunei's territory in the 19th century?
  - a. Spanish and French Empires
  - b. British and Dutch Empires
  - c. Spanish and British Empires
  - d. Portuguese and Japanese Empires
  
3. When did Brunei gain its independence from British rule?
  - a. 1962
  - b. 1971
  - c. 1984
  - d. 1991
  
4. What is the official religion of Brunei?
  - a. Christianity
  - b. Buddhism
  - c. Sunni Islam
  - d. Hinduism
  
5. What is the main industry that contributes to Brunei's wealth?
  - a. Agriculture
  - b. Tourism
  - c. Technology
  - d. Petroleum
  
6. What landmark in Brunei celebrates the country's oil production?
  - a. Sultan Omar Ali Saifuddin Mosque
  - b. Billionth Barrel Monument
  - c. Royal Palace of Brunei
  - d. Kampong Ayer
  
7. What type of product does Brunei import from the Philippines?
  - a. Electronics
  - b. Crude petroleum and mineral fuels
  - c. Clothing
  - d. Automobiles



Find details about a creature (land animal, marine animal, bird, or insect) endemic to Brunei. Don't use the ones you already learned from our lesson. Draw an image of this endemic species in the box. Fill out the rest of the form with the details you gathered.

Sample page from Level 3



\_\_\_\_\_

Name of the endemic species

\_\_\_\_\_

Scientific Name

\_\_\_\_\_

Conservation status

Appearance, behavior, food, and habitat:

\_\_\_\_\_

\_\_\_\_\_

\_\_\_\_\_

\_\_\_\_\_

\_\_\_\_\_

How can Brunei protect this creature from extinction?

\_\_\_\_\_

\_\_\_\_\_

\_\_\_\_\_

\_\_\_\_\_

\_\_\_\_\_



Create an artistic timeline of the Bruneian Empire. You will use your creativity to present the chronological order of significant events that shaped this empire.

#### Materials you need:

- Poster board or paper
- Markers, colored pencils
- Rulers for straight lines
- Paper and printer

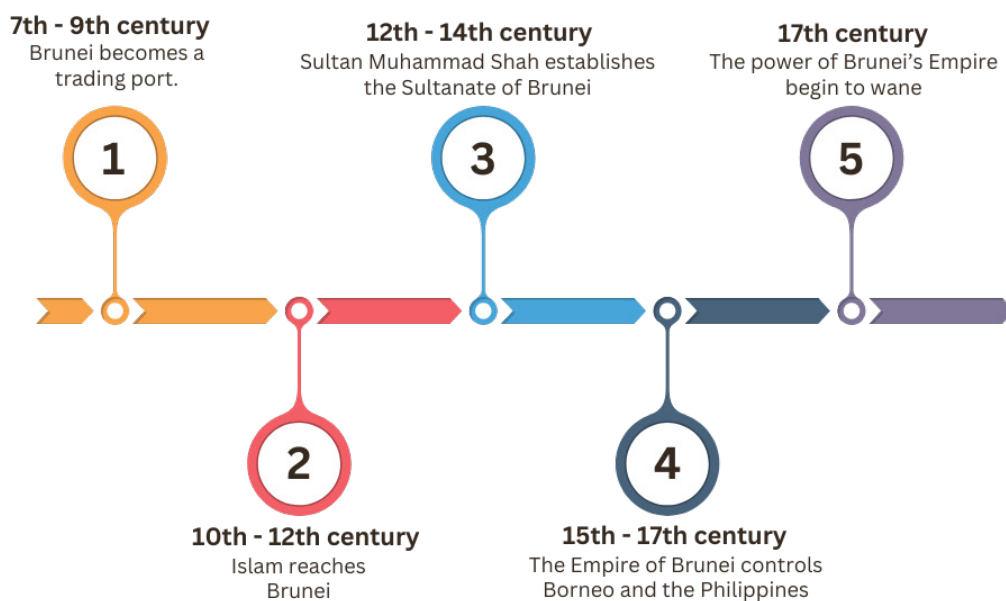
#### Instructions:

1. Research and list at least four key events from the Bruneian Empire. Here are sample events you can include in your timeline.

- Islam reaches Brunei through traders and missionaries
- Sultan Muhammad Shah, the first sultan of Brunei, establishes the Sultanate of Brunei
- The Brunei Empire expands across Borneo and the Philippines
- Brunei reaches the peak of its Golden Age

2. Create your timeline on your poster board by placing events in chronological order and illustrating them with the years when the event happened, drawings, cutouts, or symbols related to each event. You can gather pictures and icons related to your timeline and print and cut them for use in your project.

3. Present your timeline in your homeschool class. Explain the significance of each event in the history of Brunei. Below is an example of an artistic timeline, but I know you can do a more creative version of my country's history.



On your notebook, write a brief essay on what you enjoyed the most from learning about Brunei.

# LET'S LEARN SOUTHEAST ASIA (UNIT STUDY)

Let's learn...

## SOUTHEAST ASIA

TEACHER'S GUIDE

The Storytellers  
www.thestorytellers.com

## LEVEL 3

Grades 5-6

The Storytellers  
www.thestorytellers.com

## LEVEL 2

Grades 3-4

The Storytellers  
www.thestorytellers.com

## LEVEL A

Preschool-Kinder

The Storytellers  
www.thestorytellers.com

## LEVEL 1

Grades 1-2

The Storytellers  
www.thestorytellers.com

