

4-6  
Ages

# KNOWING WORDS

# LETTERS

## ACTIVITY WORKBOOK

Over 160 Worksheets

Level


1

Letters that match the letter above.

b	b
d b	b b d
b	b
p b b	b p b
B	B
b B B	B B d

### Lesson 1

### Letter Bb

b says /b/ as in 

Read the story below. Identify the words that begin with /b/.

### Benny's Toy Box



**Benny Bear** has a **big box**.  
**Benny's big box** has toys.  
The **big box** has a **blue boat**  
and a **beach ball**.  
The **big box** has wooden letter  
**blocks** that can **build** a wall.

Handwriting practice sheet for the letter 'b'. It features several rows of dashed lines on a solid background for tracing. The first row shows the letter 'b' being formed by a solid line and a dashed line. Below the tracing lines are several small icons of a toy box, each with a dashed letter 'b' next to it for identification.

(C) 2024 by Barbie Dawal  
All rights reserved.

Illustrations by Barbie Dawal

This material cannot be reproduced without the  
express permission of the author.

For questions, please contact us at:

✉ [thestoryfelters.com](https://thestoryfelters.com)

🌐 [info@storyfelters.com](mailto:info@storyfelters.com)

📘 [facebook.com/TheStoryfelters](https://facebook.com/TheStoryfelters)

📷 [instagram.com/thestoryfelters](https://instagram.com/thestoryfelters)

Scan this qr code to visit our website.



**4-6**  
Ages

**KNOWING WORDS**

**LETTERS**

**ACTIVITY WORKBOOK**

Over 160 Worksheets

Level

**1**

This workbook belongs to:

# Contents

About The Workbook	7
Letter Sound Guide	8
Lesson 1 Letter Bb	9
Lesson 2 Letter Bb	12
Lesson 3 Letter Dd	15
Lesson 4 Letter Dd	18
Review 1 Letters Bb and Dd	21
Lesson 5 Letter Aa	23
Lesson 6 Letter Aa	26
Lesson 7 Blending Two Letters	29
Lesson 8 Blending CVC words	30
Lesson 9 Letter Ff	31
Lesson 10 Letter Ff	34
Lesson 11 Letter Tt	37
Lesson 12 Letter Tt	40
Review 2 Letters Ff and Tt	43
Lesson 13 Letter Oo	45
Lesson 14 Letter Oo	48
Review 3 Letters Aa and Oo	51
Lesson 15 Blending CVC Words	53
Lesson 16 Letter Mm	54
Lesson 17 Letter Mm	57
Lesson 18 Letter Hh	60
Lesson 19 Letter Hh	63
Review 3 Letters Mm and Hh	66
Lesson 20 Blending CVC Words	68
Lesson 21 Letter Cc	69



# Contents

Lesson 22 Letter Cc	72
Lesson 23 Letter Gg	75
Lesson 24 Letter Gg	78
Review 5 Letters Cc and Gg	81
Lesson 25 Blending CVC Words	83
Lesson 26 Letter Nn	84
Lesson 27 Letter Nn	87
Lesson 28 Letter Rr	90
Lesson 29 Letter Rr	93
Review 6 Letters Nn and Rr	96
Lesson 30 Blending CVC Words	98
Lesson 31 Letter Ww	99
Lesson 32 Letter Ww	102
Lesson 33 Letter Kk	105
Lesson 34 Letter Kk	108
Review 7 Letters Ww and Kk	111
Lesson 35 Letter Ii	113
Lesson 36 Letter Ii	116
Review 8 Letter Ii and Oo	119
Lesson 37 Blending CVC Words	121
Lesson 38 Letter Jj	122
Lesson 39 Letter Jj	125
Lesson 40 Letter Ll	128
Lesson 41 Letter Ll	131
Review 9 Letters Jj and Ll	134
Lesson 42 Blending CVC Words	136
Lesson 43 Letter Ss	137

# Contents

Lesson 44 Letter Ss	140
Lesson 45 Letter Vv	143
Lesson 46 Letter Vv	146
Review 10 Letters Ss and Vv	149
Lesson 47 Letter Ee	151
Lesson 48 Letter Ee	154
Review 11 Letters Ee and Aa	157
Lesson 49 Blending CVC Words	159
Lesson 50 Letter Yy	160
Lesson 51 Letter Yy	163
Lesson 52 Letter Xx	166
Lesson 53 Letter Xx	169
Review 12 Letters Yy and Xx	172
Lesson 54 Blending CVC Words	174
Lesson 55 Letter Pp	175
Lesson 56 Letter Pp	178
Lesson 57 Letter Qq	181
Lesson 58 Letter Qq	184
Review 13 Letters Pp and Qq	187
Lesson 59 Letter Zz	189
Lesson 60 Letter Zz	192
Review 14 Letter Zz	195
Lesson 61 Letter Uu	197
Lesson 62 Letter Uu	200
Review 15 Letter Uu and Ii	203
Lesson 63 Blending CVC Words	205
Certificate of Recognition	206

# About The Workbook

*Knowing Words Letters Activity Workbook Level 1* is part of the *Knowing Words Activity Workbook Series*.

This Activity Workbook is a pre-literacy program designed for kids who are just learning how to read in English. Using pictures, visual guides, and easy-to-follow instructions, this activity workbook has a total of 63 lessons that include:

1. Recognizing letters and beginning letter sounds.
2. Identifying consonants and vowel sounds.
3. Tracing and writing letters in uppercase and lowercase formats.
4. Reading phonics based stories.
5. Simple consonant vowel consonant words.


All activities in this workbook are designed for learners ages 4 to 6. To help your students enhance what they learned so far, we placed review activities after one vowel lesson or two consonant lessons. At the end of this workbook, your student will be able to recognize and read English words faster and better.

This workbook is flexible and compatible with any systematic reading program.

Sincerely,

*The Storybelters*


# Letter Sound Guide


a says /ă/ as in 


b says /b/ as in 


c says /c/ as in 

d says /d/ as in 


e says /ě/ as in 

f says /f/ as in 

g says /g/ as in 

h says /h/ as in 

i says /i/ as in 

j says /j/ as in 

k says /k/ as in 


l says /l/ as in 


m says /m/ as in 


n says /n/ as in 

o says /ō/ as in 


p says /p/ as in 

q says /q/ as in 

r says /r/ as in 

s says /s/ as in 


t says /t/ as in 

u says /ŭ/ as in 

v says /v/ as in 

w says /w/ as in 


x says /x/ as in 

y says /y/ as in 

z says /z/ as in 

## Lesson 1

## Letter Bb

**b** says /b/ as in 

Read the story below. Identify the words that begin with /b/.

### Benny's Toy Box



**Benny Bear** has a **big box**.

**Benny's big box** has toys.

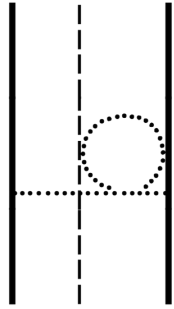
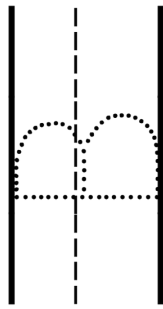
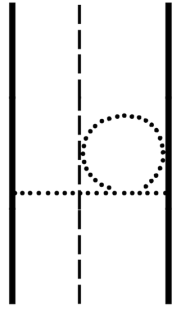
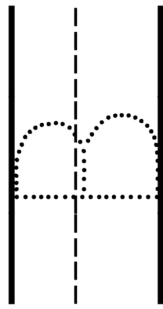
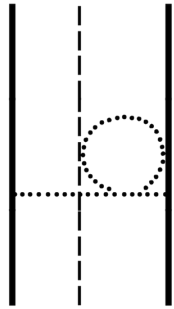
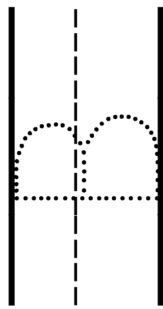
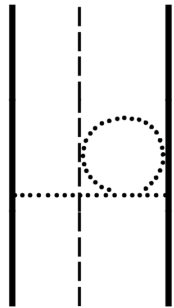
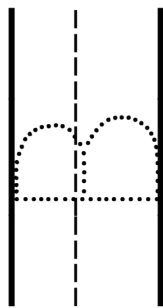
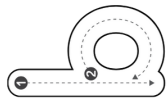
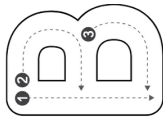
The **big box** has a **blue boat**  
and a **beach ball**.

The **big box** has wooden letter  
**blocks** that can **build** a wall.

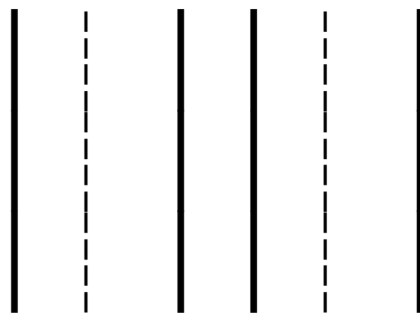
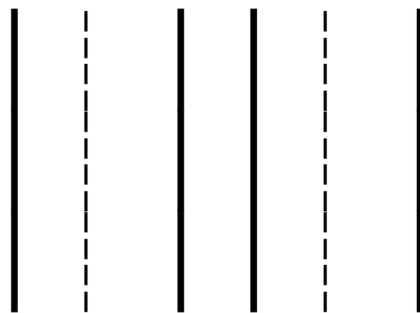
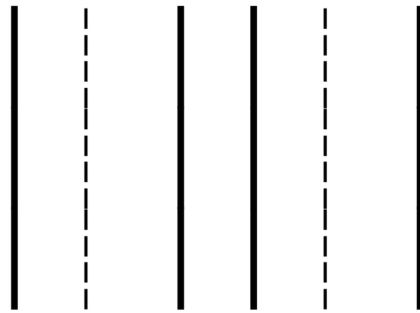
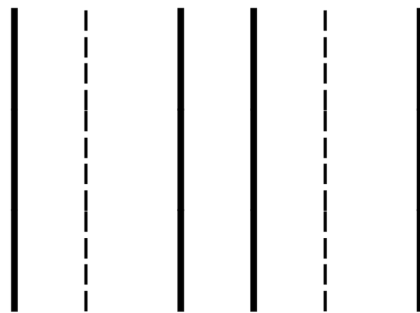
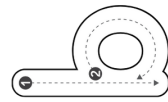
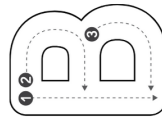
Circle the letters that match the letter above.

<p style="text-align: center;">b</p> <p>b    d    b</p>	<p style="text-align: center;">b</p> <p>b    b    d</p>
<p style="text-align: center;">b</p> <p>p    b    b</p>	<p style="text-align: center;">b</p> <p>b    p    b</p>
<p style="text-align: center;">B</p> <p>b    B    B</p>	<p style="text-align: center;">B</p> <p>B    B    d</p>

Trace the letter.



Write the letter.



## Lesson 2

## Letter Bb


**b** says /b/ as in




Point to the pictures that begin with /b/.



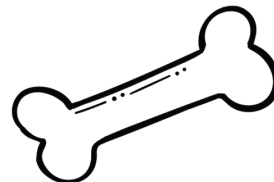
butterfly




bear



box



bone



bus




bee





Color the picture that begins with /b/.

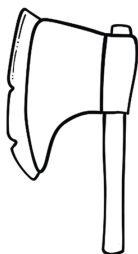
**b**




**b**



**b**



**b**



**b**

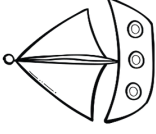
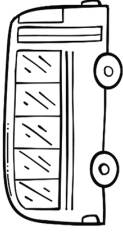


**b**

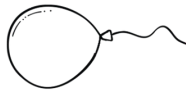


Circle the picture that begins with /b/.


**b**



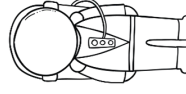
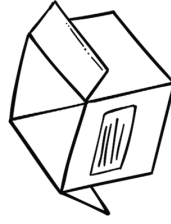
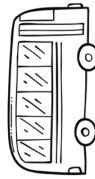
**b**



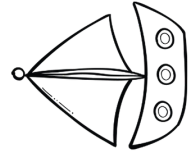
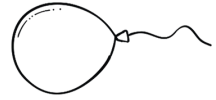
**b**



**b**



**b**



## Lesson 3

## Letter Dd

**d** says /d/ as in



Read the story below. Identify the words that begin with /d/.

### Deb's New Dog



**D**eb likes her new **d**og.

It is **D**ad's gift to **D**eb.

The **d**og likes to **d**ig and **d**ig **d**irt.

The **d**og **d**rinks from its **d**ish.

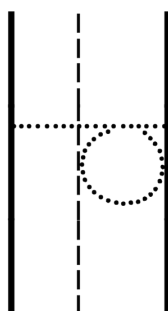
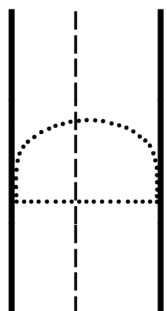
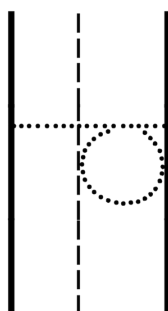
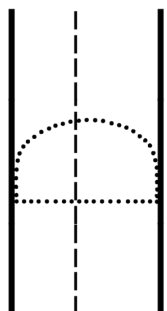
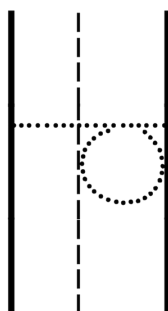
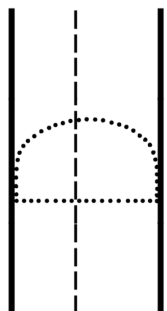
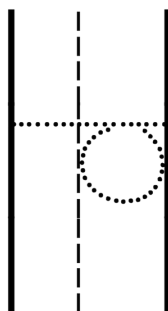
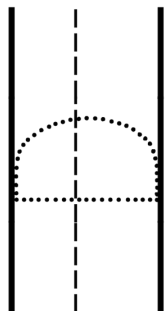
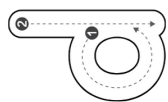
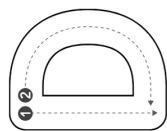
The **d**og likes to **d**ress up.

**D**eb loves her new **d**og.

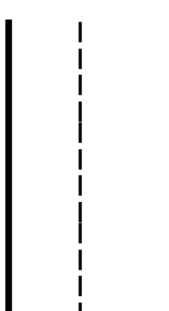
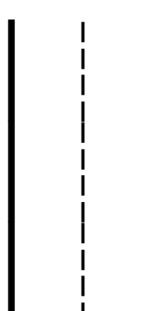
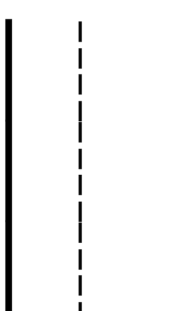
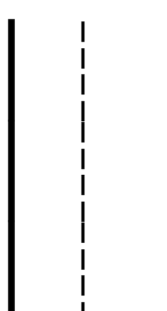
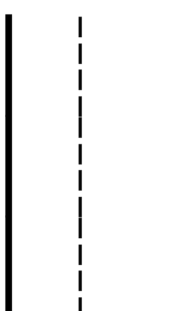
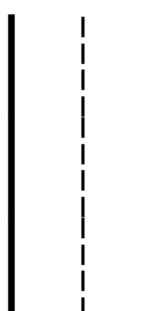
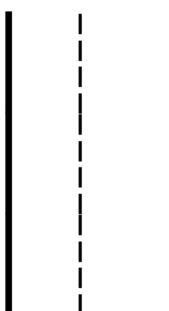
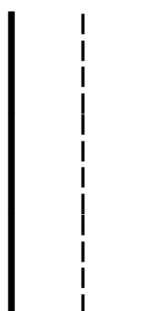
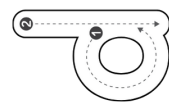
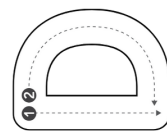
Circle the letters that match the letter above.

<p>d</p> <p>d d b</p>	<p>d</p> <p>b d d</p>
<p>d</p> <p>d b b</p>	<p>d</p> <p>b d b</p>
<p>D</p> <p>D D d</p>	<p>D</p> <p>d d D</p>

Trace the letter.



Write the letter.



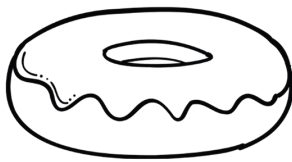
## Lesson 4

## Letter Dd


**d** says /d/ as in




Point to the pictures that begin with /d/.




donut




dress



dinosaur



donkey









dog




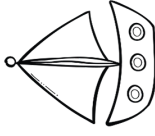

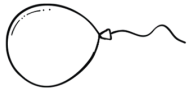






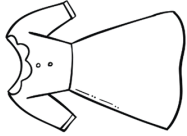





doll

Color the picture that begins with /d/.

<p style="text-align: center;">d</p> 	<p style="text-align: center;">d</p> 
<p style="text-align: center;">d</p> 	<p style="text-align: center;">d</p> 
<p style="text-align: center;">d</p> 	<p style="text-align: center;">d</p> 

Circle the picture that begins with /d/.

d				
d				
d				
d				
d	